


Visual Guide to Punctuation Symbols: The Ultimate Guide to Pinpoint Precision



Snails & Monkey Tails: A Visual Guide to Punctuation & Symbols by Michael Arndt

★★★★★ 5 out of 5

Language : English

File size : 68510 KB

Screen Reader : Supported

Print length : 160 pages



Punctuation is the art of using marks and symbols to clarify the meaning of written words. It helps us to organize our thoughts, avoid ambiguity, and communicate effectively. Without punctuation, our writing would be a jumbled mess, difficult to read and understand.

There are many different punctuation symbols, each with its own specific purpose. Some of the most common punctuation symbols include:

- **Period (.)**: Used to end a sentence.
- **Comma (,)**: Used to separate items in a list, or to set off a nonessential clause.
- **Semicolon (;)**: Used to separate two closely related independent clauses.
- **Colon (:)**: Used to introduce a list, a quotation, or an explanation.

- **Question mark (?):** Used to end a question.
- **Exclamation point (!):** Used to end a sentence that expresses strong emotion.
- **Quotation marks (" "):** Used to enclose a direct quotation.
- **Apostrophe ('):** Used to indicate possession or to form contractions.
- **Hyphen (-):** Used to connect words or to divide a word at the end of a line.
- **Dash (–):** Used to set off a parenthetical expression or to indicate a sudden break in thought.
- **Ellipsis (...):** Used to indicate that something has been omitted from a quotation.

These are just a few of the many punctuation symbols that are used in English. By understanding the different uses of these symbols, you can improve your writing and make it more clear and concise.

When to Use Punctuation Symbols

There are a few general rules that you can follow when it comes to using punctuation symbols. These rules will help you to avoid common punctuation errors and to use punctuation symbols correctly.

1. **Use a period at the end of a sentence.**
2. **Use a comma to separate items in a list.**
3. **Use a semicolon to separate two closely related independent clauses.**


4. **Use a colon to introduce a list, a quotation, or an explanation.**
5. **Use a question mark at the end of a question.**
6. **Use an exclamation point at the end of a sentence that expresses strong emotion.**
7. **Use quotation marks to enclose a direct quotation.**
8. **Use an apostrophe to indicate possession or to form contractions.**
9. **Use a hyphen to connect words or to divide a word at the end of a line.**
10. **Use a dash to set off a parenthetical expression or to indicate a sudden break in thought.**
11. **Use an ellipsis to indicate that something has been omitted from a quotation.**

By following these simple rules, you can improve your punctuation skills and write more clearly and effectively.

Punctuation is an essential part of writing. It helps us to organize our thoughts, avoid ambiguity, and communicate effectively. By understanding the different uses of punctuation symbols, you can improve your writing and make it more clear and concise.

The *Visual Guide to Punctuation Symbols* is a comprehensive resource that can help you master the art of punctuation. This guide provides clear explanations and examples of all the punctuation symbols used in English.

With the help of this guide, you can improve your writing skills and become a more effective communicator.



Snails & Monkey Tails: A Visual Guide to Punctuation & Symbols

by Michael Arndt


★★★★★ 5 out of 5

Language : English

File size : 68510 KB


Screen Reader: Supported

Print length : 160 pages



The Ultimate Guide to Unlocking Consistent Profitable Growth

Introducing the 2nd Edition of the Comprehensive Guidebook: Consistent Profitable Growth Map Are you ready to embark on a transformative journey that will propel your...



Minute Microskills Videos: The Ultimate Guide for Visual Learners

Unlock Your Potential with Bite-Sized Video Lessons Are you a visual learner struggling to grasp complex concepts through traditional text-based materials? Introducing...

