


The Ultimate Guide to Cruising the Bahamas

Cruising the Bahamas is a dream come true for many sailors. With its crystal-clear waters, white-sand beaches, and laid-back atmosphere, it's no wonder that this archipelago is a top destination for boaters of all levels.

But before you set sail, it's important to do your research and plan your trip carefully. This guide will provide you with everything you need to know to have a safe and enjoyable cruise in the Bahamas.



The Island Hopping Digital Guide To The Northern Bahamas - Part II - The Biminis and the Berry Islands: Including Information on Crossing the Gulf Stream and the Great Bahama Bank by Molly Absolon

★★★★★ 5 out of 5

Language : English
File size : 24180 KB
Text-to-Speech : Enabled
Screen Reader : Supported
Enhanced typesetting : Enabled
Word Wise : Enabled
Print length : 219 pages
Lending : Enabled

FREE

DOWNLOAD E-BOOK



Choosing the Right Boat and Crew

The first step in planning your cruise is to choose the right boat. If you're new to sailing, you may want to rent a boat from a reputable charter

company. This will give you the opportunity to learn the basics of sailing without having to worry about owning and maintaining a boat.

If you're more experienced, you can opt to Free Download your own boat. In this case, be sure to do your research and choose a boat that is well-suited for the type of cruising you plan to do.

Once you have your boat, you'll need to find a crew. If you're sailing with friends or family, you can simply ask them to join you. If you're sailing solo, you can find crew members through online forums or by advertising at local marinas.

Planning Your Route

The next step is to plan your route. There are many different islands to choose from in the Bahamas, so it's important to decide which ones you want to visit.

If you're new to cruising, you may want to start with a shorter trip to the more popular islands, such as Nassau, Paradise Island, and Grand Bahama. As you gain more experience, you can venture further afield to explore the more remote islands.

Once you have a general idea of your route, you can start to plan your itinerary. Be sure to factor in time for sailing, exploring, and relaxing.

Navigating the Gulf Stream and Great Bahama Bank

The Gulf Stream is a powerful ocean current that flows along the east coast of the United States. It can be a challenge to navigate, especially for small boats.

If you're planning to cross the Gulf Stream, be sure to do your research and make sure you have the proper charts and equipment. You should also consult with experienced sailors or charter companies for advice.

The Great Bahama Bank is a large shallow bank that extends from the west coast of Andros Island to the east coast of Grand Bahama Island. It can be difficult to navigate, especially at low tide.

If you're planning to cross the Great Bahama Bank, be sure to do your research and make sure you have the proper charts and equipment. You should also consult with experienced sailors or charter companies for advice.

Staying Safe

Safety should always be your top priority when cruising the Bahamas. Be sure to follow these tips:

- * Always wear a life jacket when on deck.
- * Be aware of the weather forecast and be prepared for sudden changes.
- * Keep a close eye on your charts and navigation equipment.
- * Let someone know your itinerary and expected arrival time.
- * Carry a first-aid kit and other emergency supplies.


Enjoying the Bahamas

The Bahamas is a beautiful country with a lot to offer visitors. Be sure to take some time to explore the islands, relax on the beaches, and enjoy the local culture.

Here are a few of the things you can do in the Bahamas:

* Visit the beaches. The Bahamas is home to some of the most beautiful beaches in the world. Be sure to spend some time swimming, sunbathing, and building sandcastles. * Explore the coral reefs. The Bahamas is home to some of the best coral reefs in the Caribbean. Be sure to go snorkeling or scuba diving to see the amazing underwater world. * Visit the islands. The Bahamas is made up of over 700 islands, each with its own unique character. Be sure to visit some of the different islands to experience the different cultures and landscapes. * Enjoy the local culture. The Bahamas has a rich and vibrant culture. Be sure to visit the local markets, try the local food, and learn about the local history.

Cruising the Bahamas is a dream come true for many sailors. By following the tips in this guide, you can plan a safe and enjoyable trip. So what are you waiting for? Set sail today!




The Island Hopping Digital Guide To The Northern Bahamas - Part II - The Biminis and the Berry Islands: Including Information on Crossing the Gulf Stream and the Great Bahama Bank by Molly Absolon

★★★★★ 5 out of 5


Language : English
File size : 24180 KB
Text-to-Speech : Enabled
Screen Reader : Supported
Enhanced typesetting : Enabled
Word Wise : Enabled
Print length : 219 pages
Lending : Enabled





The Ultimate Guide to Unlocking Consistent Profitable Growth

Introducing the 2nd Edition of the Comprehensive Guidebook: Consistent Profitable Growth Map Are you ready to embark on a transformative journey that will propel your...



Minute Microskills Videos: The Ultimate Guide for Visual Learners

Unlock Your Potential with Bite-Sized Video Lessons Are you a visual learner struggling to grasp complex concepts through traditional text-based materials? Introducing...