


Learn to Draw Comic Superheroes: The Ultimate Guide to Drawing the Human Figure



Learn to Draw Comic Superheroes (Drawing the Human Figure) For the Absolute Beginner by John Davidson

★★★★★ 5 out of 5

Language : English
File size : 3766 KB
Text-to-Speech : Enabled
Screen Reader : Supported
Enhanced typesetting : Enabled
Print length : 53 pages
Lending : Enabled



Comic book superheroes are iconic figures that have captured the imaginations of generations. Their dynamic poses, exaggerated anatomy, and expressive faces make them a popular subject for artists of all skill levels. However, drawing comic superheroes can be challenging, especially for beginners.

This comprehensive guide will teach you everything you need to know about drawing the human figure for comic superheroes. We'll cover everything from basic anatomy to advanced techniques for creating dynamic and expressive poses. By the end of this guide, you'll be able to draw your own comic book superheroes with confidence and skill.

Chapter 1: The Basics of Human Anatomy

Before you can start drawing comic superheroes, it's important to have a solid understanding of human anatomy. This includes the proportions of the body, the location of the major muscles and bones, and how the body moves.

There are many resources available to help you learn human anatomy. You can find books, articles, and videos online, or you can take a class at a local art school. Once you have a basic understanding of anatomy, you can start practicing drawing the human figure.

Chapter 2: Drawing the Superhero Body

The human body is the foundation of any comic book superhero, so it's important to be able to draw it accurately. When drawing the superhero body, there are a few things to keep in mind:

- **Proportions:** The proportions of the superhero body are typically exaggerated, with a wide chest, narrow waist, and muscular limbs. This helps to create a sense of strength and power.
- **Muscles:** The muscles of the superhero body are also exaggerated, especially in the chest, arms, and legs. This helps to create a sense of definition and power.
- **Pose:** The pose of the superhero body is also important. A dynamic pose can convey a sense of action and excitement, while a more relaxed pose can convey a sense of calm and confidence.

Chapter 3: Drawing the Superhero Head

The head is one of the most important parts of the superhero body, as it conveys the character's personality and expression. When drawing the superhero head, there are a few things to keep in mind:

- **Shape:** The shape of the superhero head can vary greatly, depending on the character's personality and powers. Some superheroes have round heads, while others have square or triangular heads.
- **Features:** The facial features of the superhero head are also important. These features can convey the character's personality and expression. For example, a superhero with a wide smile is likely to be friendly and approachable, while a superhero with a furrowed brow is likely to be serious and determined.
- **Hair:** The hair of the superhero head is also an important part of the character's overall look. The hair can be long or short, straight or curly, and any color imaginable.

Chapter 4: Drawing Superhero Costumes

The superhero costume is an important part of the character's identity. It can convey the character's powers, personality, and backstory.

When drawing a superhero costume, there are a few things to keep in mind:

- **Design:** The design of the superhero costume is important. It should be unique and memorable, and it should reflect the character's personality and powers.

- **Colors:** The colors of the superhero costume are also important. They can convey the character's personality and powers, and they can also help to create a sense of visual impact.
- **Details:** The details of the superhero costume are also important. These details can add depth and interest to the costume, and they can also help to convey the character's backstory.

Chapter 5: Dynamic Posing

Dynamic posing is an essential skill for any comic book artist. It allows you to create poses that are full of action and excitement.

There are a few things to keep in mind when creating dynamic poses:

- **Balance:** The pose should be balanced, so that the character doesn't look like they're about to fall over.
- **Movement:** The pose should convey a sense of movement, even if the character is standing still.
- **Exaggeration:** The pose can be exaggerated to create a sense of drama and excitement. However, it's important to not overdo it, or the pose will look unrealistic.

Drawing comic book superheroes is a challenging but rewarding experience. By following the tips and techniques in this guide, you can learn to draw your own superheroes with confidence and skill.


So what are you waiting for? Grab a pencil and paper, and start drawing!



Learn to Draw Comic Superheroes (Drawing the Human Figure) For the Absolute Beginner by John Davidson


★★★★★ 5 out of 5

Language : English
File size : 3766 KB
Text-to-Speech : Enabled
Screen Reader : Supported
Enhanced typesetting : Enabled
Print length : 53 pages
Lending : Enabled



The Ultimate Guide to Unlocking Consistent Profitable Growth

Introducing the 2nd Edition of the Comprehensive Guidebook: Consistent Profitable Growth Map Are you ready to embark on a transformative journey that will propel your...



Minute Microskills Videos: The Ultimate Guide for Visual Learners

Unlock Your Potential with Bite-Sized Video Lessons Are you a visual learner struggling to grasp complex concepts through traditional text-based materials? Introducing...