


42 Specific Ways to Sharpen Your Use of 11 and 14: Unlock Precision and Clarity in Language

The English language is a powerful tool for communication, but it can also be complex and challenging. Two of the most commonly used words in the English language are "11" and "14." These words can be used in a variety of ways, but they can also be easily confused. This article will provide you with 42 specific ways to improve your use of 11 and 14.

The numbers 11 and 14 are both cardinals. This means that they are used to count things. However, there are some key differences between 11 and 14.

- 11 is an odd number.
- 14 is an even number.
- 11 is the sum of 5 and 6.
- 14 is the sum of 7 and 7.
- 11 is the product of 1 and 11.
- 14 is the product of 2 and 7.

11 is used to count things that are not divisible by two. For example, you would use 11 to count the number of students in a class who are wearing blue shirts.



Effective Modern C++: 42 Specific Ways to Improve Your Use of C++11 and C++14 by Scott Meyers

★★★★☆ 4.7 out of 5

Language : English
File size : 1567 KB
Text-to-Speech : Enabled
Screen Reader : Supported
Enhanced typesetting : Enabled
Print length : 451 pages



14 is used to count things that are divisible by two. For example, you would use 14 to count the number of days in a fortnight.

Here are 42 specific ways to improve your use of 11 and 14:

1. **Use 11 to count things that are not divisible by two.**
2. **Use 14 to count things that are divisible by two.**
3. **Be consistent in your use of 11 and 14.**
4. **Use the correct form of 11 and 14 when writing numbers.**
5. **Use 11 and 14 correctly in speech.**
6. **Understand the difference between 11 and 14.**
7. **Avoid using 11 and 14 incorrectly.**
8. **Be aware of the common mistakes that people make when using 11 and 14.**

9. **Proofread your work carefully to ensure that you are using 11 and 14 correctly.**
10. **Use a dictionary or thesaurus to help you choose the correct word.**
11. **Ask a friend or colleague to help you check your work.**
12. **Practice using 11 and 14 in different contexts.**
13. **Take a class or workshop on grammar and usage.**
14. **Read books and articles about grammar and usage.**
15. **Use online resources to help you learn how to use 11 and 14 correctly.**
16. **Be patient and persistent.**
17. **Don't be afraid to make mistakes.**
18. **Learn from your mistakes.**
19. **Keep practicing.**
20. **Be confident in your use of 11 and 14.**
21. **Use 11 and 14 to communicate clearly and effectively.**
22. **Use 11 and 14 to make your writing more precise and clear.**
23. **Use 11 and 14 to avoid confusion.**
24. **Use 11 and 14 to make your speech more effective.**
25. **Use 11 and 14 to make your writing more persuasive.**
26. **Use 11 and 14 to make your writing more informative.**


27. **Use 11 and 14 to make your writing more engaging.**
28. **Use 11 and 14 to make your writing more memorable.**
29. **Use 11 and 14 to make your writing more enjoyable to read.**
30. **Use 11 and 14 to make your writing more professional.**
31. **Use 11 and 14 to make your writing more sophisticated.**
32. **Use 11 and 14 to make your writing more elegant.**
33. **Use 11 and 14 to make your writing more beautiful.**
34. **Use 11 and 14 to make your writing more powerful.**
35. **Use 11 and 14 to make your writing more impactful.**
36. **Use 11 and 14 to make your writing more meaningful.**
37. **Use 11 and 14 to make your writing more memorable.**
38. **Use 11 and 14 to make your writing more timeless.**
39. **Use 11 and 14 to make your writing more universal.**
40. **Use 11 and 14 to make your writing more global.**
41. **Use 11 and 14 to make your writing more human.**
42. **Use 11 and 14 to make your writing more divine.**

By following these 42 tips, you can improve your use of 11 and 14 and become a more effective communicator.


Effective Modern C++: 42 Specific Ways to Improve Your Use of C++11 and C++14 by Scott Meyers

★★★★☆ 4.7 out of 5

Language : English




File size : 1567 KB
Text-to-Speech : Enabled
Screen Reader : Supported
Enhanced typesetting : Enabled
Print length : 451 pages



The Ultimate Guide to Unlocking Consistent Profitable Growth

Introducing the 2nd Edition of the Comprehensive Guidebook: Consistent Profitable Growth Map Are you ready to embark on a transformative journey that will propel your...



Minute Microskills Videos: The Ultimate Guide for Visual Learners

Unlock Your Potential with Bite-Sized Video Lessons Are you a visual learner struggling to grasp complex concepts through traditional text-based materials? Introducing...